

First Student

List of internal Training Video Resources for First Student Maintenance Personnel





















March 2024 | Version 4

• Added Tech Talk Video Album	3-12-2024
• Added Camera & DVR Inspection Album	9-4-2024

Table of Contents

First Student Training Video Resources

- 04  Alternative Fuel Training Videos
- 05  Blue Bird Micro Bird EV Training
- 06  BYD Battery Electric LOTO
- 07  DFS 910 EGR & Fuel Injector Cleaner
- 08  Electrical Systems Training Videos
- 09  FGTC Live Recorded Webinars
- 10  First Student Diagnostics, Procedures & ECU Programming
- 11  First Student Policy & Procedures Training Videos
- 12  Goodall Start-All Training
- 13  Hexagon (Infor) EAM Related Training
- 14  iPad & Hexagon (Infor) EAM Basic Setup and Configuration Videos
- 15  Level I - Electrically Aware Employee Training
- 16  Lion Type C – Battery Electric LOTO & De-Energizing Process
- 17  Maintenance Safety Orientation Training
- 18  Noregon JPRO Professional Diagnostic Software Training Videos
- 19  Ricon Wheelchair Lift Service Training Videos S and K Series
- 20  Tech Talk Videos on First Student Vimeo Site
- 21  Camera and DVR Inspection Training



Alternative Fuel Training Videos

Album Description

1. Roush Gen 4 School Bus Fuel System Walkaround
2. Roush Gen 4 Fuel Pump Replacement
3. Roush Gen 4 Fuel Line Depressurization
4. Roush Diagnostics with Ford IDS
5. Roush PCM Programming with RDT
6. Roush CleanTech Propane Tank Walkthrough
7. Roush Blue Bird Sending Unit Twinsite Replacement
8. Roush Blue Bird PTO Replacement
9. Roush Blue Bird Vision - Propane Engine Start Procedure
10. Roush Propane Autogas Driver Training
11. How to Fuel propane Autogas powered vehicle



Album Link

[Alternative Fuel Training Videos on Vimeo](#)

Vimeo Main Link

<https://vimeo.com/firstgroupengineering>

Album Password

- safety072020
- Vimeo Album password can be found [here](#).

Knowledge Assessment/Lean Credit

Complete the Appropriate EAM X1000 Attendance Report and email to (maintenancetrainingdesk@firstgroup.com)

Specical Notes/Instructions

Refer to the Technical Training Resource guide for additional information regarding Roush CleanTech Online Training.

Support

Steve Patterson | steve.patterson@firststudentinc.com (Course content)

[Back to Table of Contents](#)



Blue Bird Micro Bird EV Training

Album Description

- 1 - G5 Electric Vehicle, Maintenance Overview Video
- 2 - Micro Bird EV School Bus Training



Album Link

[Blue Bird Micro Bird EV Training on Vimeo](#)

Vimeo Main Link

<https://vimeo.com/firstgroupengineering>

- Click **Showcases**

Album Password

- safety072020
- Vimeo Album password can be found [here](#).

Knowledge Assessment/Lean Credit

N/A


Special Notes/Instructions

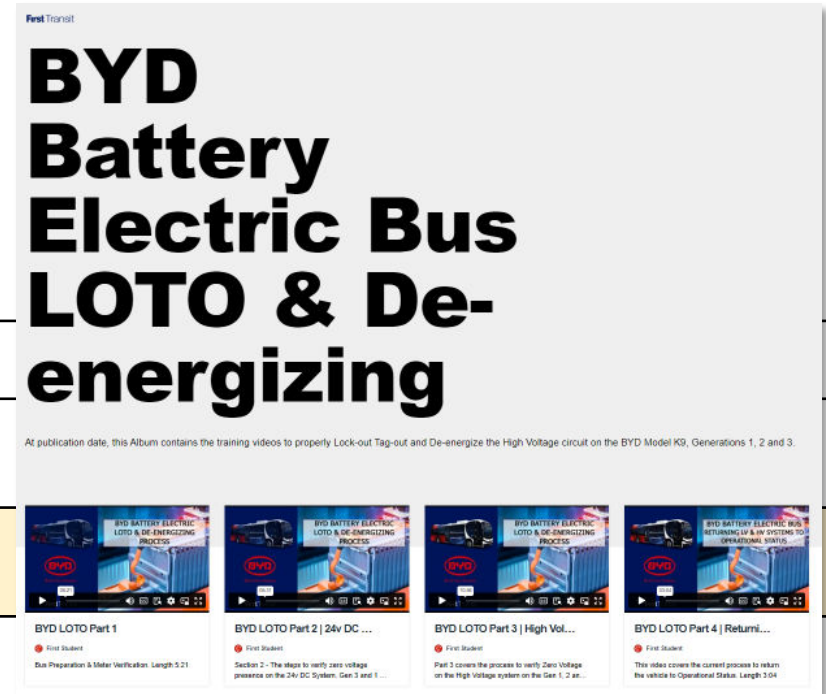
N/A

Support

Steve Patterson | steve.patterson@firststudentinc.com

[Back to Table of Contents](#)

	<h1>BYD Battery Electric LOTO</h1>	
<p>Album Description</p>	<ol style="list-style-type: none"> 1. Bus Preparation & Meter Verification. 2. Steps to verify zero voltage presence on the 24v DC System. Gen 3 and 1 & 2 covered in this video. 3. Process to verify Zero Voltage on the High Voltage system on the Gen 1, 2 and 3 versions of the vehicle. 4. Covers the current process to return the vehicle to Operational Status. 	
<p>Album Link</p>	BYD Battery Electric Bus LOTO & De-energizing on Vimeo	
<p>Vimeo Main Link</p>	https://vimeo.com/firstgroupengineering <ul style="list-style-type: none"> • Click Showcases 	
<p>Album Password</p>	<ul style="list-style-type: none"> • safety072020 • Vimeo Album password can be found here. 	
<p>Knowledge Assessment/Lean Credit</p>	<p>Yes – FSTC, Knowledge Assessments – Online BYD LOTO-De-energizing Knowledge Assessment</p>	
<p>Specical Notes/Instructions</p>	<p>Video created for First Transit (now Transdev).</p>	
<p>Support</p>	<p>Steve Patterson steve.patterson@firststudentinc.com</p>	<p>Back to Table of Contents</p>





DFS 910 EGR & Fuel Injector Cleaner

Album Description

This Album covers the use of the DFS 910 EGR and Fuel Injector cleaning machine.

1. DFS 910 EGR Cleaning | Section 1 - Machine Overview.
2. DFS 910 EGR Cleaning | Section 2 – Preparation & Exhaust Side Cleaning.
3. DFS 910 EGR Cleaning | Section 3 - Intake Cleaning Process.
4. DFS 910 Exhaust Cleaning | Downtube.
5. EGR Cleaning with DFS 910.



Album Link

[DFS 910 EGR & Fuel Injector Cleaner on Vimeo](https://vimeo.com/firstgroupengineering)

Vimeo Main Link

- <https://vimeo.com/firstgroupengineering>
- Click **Showcases**

Album Password

- safety072020
- Vimeo Album password can be found [here](#).

Knowledge Assessment/Lean Credit

FSTC - Shop Equipment & Tool Training / DFS 910 EGR Cleaning | Knowledge Quiz

Specical Notes/Instructions

Knowledge Quizzes are on FSTC to receive Lean Credit for completion of each training video.

Support

Steve Patterson | steve.patterson@firststudentinc.com

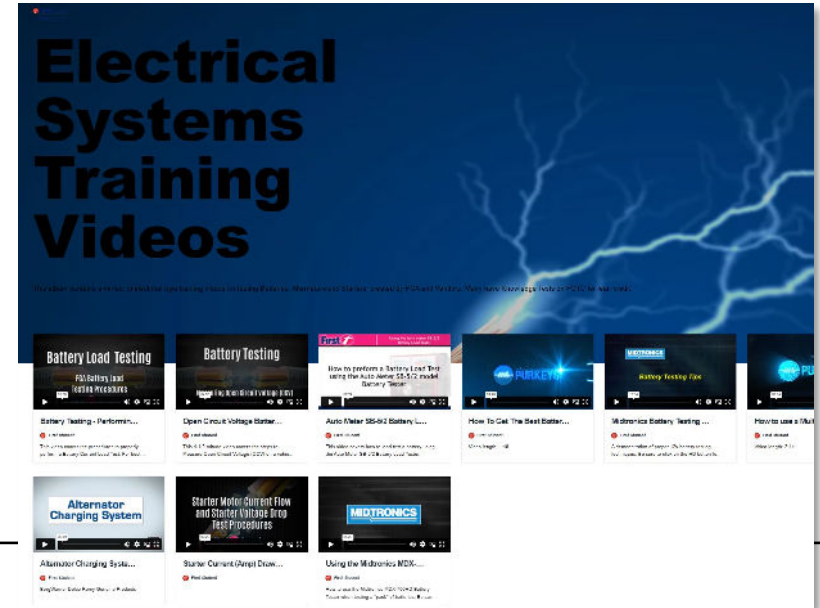
[Back to Table of Contents](#)



Electrical Systems Training Videos

Album Description

1. Battery Testing - Performing a Battery Load Test.
2. Open Circuit Voltage Battery testing procedures.
3. Auto Meter SB-5/2 Battery Load Testing Training Video.
4. How To Get The Best Battery Connection – Purkeys.
5. Midtronics Battery Testing Tips and Techniques
6. How to use a Multimeter Voltage drop – Purkeys.
7. Alternator Output Testing (Voltage and Current).
8. Measuring Alternator Current Draw - Delco Remy Tech Tip.
9. Voltage Drop Test - Delco Remy Tech Tip.
10. Alternator Charging System Troubleshooting | Tech Tip.
11. Starter Current (Amp) Draw & Voltage Drop Test.
12. Using the Midtronics MDX-700HD Battery Pack Testing.
13. Wire Weaving Connection Video.
14. Fluke PRV240FS & 1587FC Meter used to prove Fluke 376FC Meter



Album Link

[Electrical Systems Training Videos on Vimeo](https://vimeo.com/firstgroupengineering)

Vimeo Main Link

<https://vimeo.com/firstgroupengineering>

- Click **Showcases**

Album Password

- safety072020
- Vimeo Album password can be found [here](#).

Knowledge Assessment/Lean Credit

The highlighted courses include a Knowledge Assessment in FSTC to earn Lean Credit.


Specical Notes/Instructions


N/A

Support

Steve Patterson | steve.patterson@firststudentinc.com

[Back to Table of Contents](#)

	FGTC Live Recorded Webinars	
Album Description	<p>This album contains the recorded versions of FGTC Webinars.</p> <ol style="list-style-type: none"> 1. Weblinks Part 2 QSOL & Service Training. 2. Weblinks – DTNA Connect & Vimeo Part 1. 3. FGTC Live Ford STARS Training Webinar. 4. QSOL & Service Training Webinar 5.26.2022 5. X1000 - Training Attendance Roster Webinar. 6. JPRO Log Files Webinar (Recording) September 16, 2020 	
Album Link	FGTC Live Recorded Webinars on Vimeo	
Vimeo Main Link	https://vimeo.com/firstgroupengineering <ul style="list-style-type: none"> • Click Showcases 	
Album Password	<ul style="list-style-type: none"> • safety072020 • Vimeo Album password can be found here. 	
Knowledge Assessment/Lean Credit	Complete the Appropriate EAM X1000 Attendance Reports and email to maintenancetrainingdesk@firstgroup.com	
Specical Notes/Instructions	N/A	
Support	Steve Patterson steve.patterson@firststudentinc.com (Vimeo Content)	Back to Table of Contents





First Student Diagnostics, Procedures & ECU Programming

Album Description:

Information and training videos using various Vehicle Diagnostics Systems, using different OEM Software & Hardware used for diagnosing, troubleshooting and ECU/ECM Programming.

1. Detroit Diagnostic Link update
2. Cummins ECM Calibration Programming using Autodetect | April 2022
3. [Cummins ECM Calibration Update Video](#)
4. [Cummins ECM ROM Boot Mode | Fleet Count](#)
5. ZONAR Over the Air (OTAir) Cummins ECU Calibration Update
6. [Zone Organized PMI Training Overview](#)
7. [Cummins Crankcase Breather Filter Replacement](#)
8. [How to Replace and Program a Ford 6.7L Power Stroke® Diesel Fuel Injector](#)
9. [Campaign FL844 | Warning Light Package 14](#)
10. [Campaign FL844 | All Other Warning Light Packages](#)
11. Gates Coolant Webinar
12. [GM Software Subscription Purchase](#)
13. First Group Coolant Q&A - Live Webinar from August 14, 2018
14. [Thomas C2 Door Programming - NY State DOT](#)
15. Auto Meter SB-5/2 Battery Load Testing Training Video
16. PSI Parameter Programmer
16. Clean Fuel LPI 8 Liter System Training
17. Power Integration GM 8.0L Propane Engine Service Training
18. [Clean Fuel USA - Introduction, Propane Properties and Safety](#)
19. [Thomas Bus C2 Entrance Door Reprogramming Procedure - FGA 1710](#)
20. Service & Repair Entrance Door Adjustments - Thomas Built Buses
21. Cummins DPF Mounted - Pressure Sensor Adjustment
22. [Cummins Insite - Software Update](#)
23. [GM DPF Regeneration Procedures](#)
24. Webasto School Bus Heaters
25. Wait To Start Indicator Lamp
26. Vehicle Diagnostic Systems for the AGM and LM
27. Deactivating the Passenger Advisory System on Thomas C2 buses using ServiceLink
28. Allison DOC Communications Adapter Setup Procedures (v11 or higher)
29. How to Register your JPRO Fleet Diagnostic Software after a Version Update (Enhanced)
30. [Reprogramming an ESC on an International \(Navistar\) Vehicle](#)
31. Bendix EC80 Software Updater Campaign

Album Link

[First Student Diagnostics, Procedures & ECU Programming](#)

Vimeo Main Link

<https://vimeo.com/firstgroupengineering>
• Click **Showcases**

Album Password

- safety072020
- Vimeo Album password can be found [here](#).

Knowledge Assessment/Lean Credit

The **highlighted** courses include a Knowledge Assessment in FSTC to earn Lean Credit.

Special Notes/Instructions


N/A

Support

Steve Patterson | steve.patterson@firststudentinc.com
Cory Zeisloft | cory.zeisloft@firststudentinc.com



[Back to Table of Contents](#)

	First Student Policy & Procedures Training Videos	
Album Description	<ol style="list-style-type: none"> 1. MS004 Wheel Fitment & Appearance Procedures. 2. SOP M126 Using Vehicle Lifts and Jack Stands. 3. Gray WL20 Single Axle Lift System. 	
Album Link	First Student Policies and Procedures Training Videos on Vimeo	
Vimeo Main Link	https://vimeo.com/firstgroupengineering <ul style="list-style-type: none"> • Click Showcases 	
Album Password	<ul style="list-style-type: none"> • safety072020 • Vimeo Album password can be found here. 	
Knowledge Assessment/Lean Credit	<p>Yes – In FGTC</p> <ul style="list-style-type: none"> • SOP M126 - Using Vehicle Lifts and Jack Stands - Knowledge Quiz • MS004 Wheel Inspection, Installation & Appearance Procedures Quiz • Gray WL20 Vehicle Lift Knowledge Assessment 	
Special Notes/Instructions	N/A	
Support	Steve Patterson steve.patterson@firststudentinc.com	Back to Table of Contents

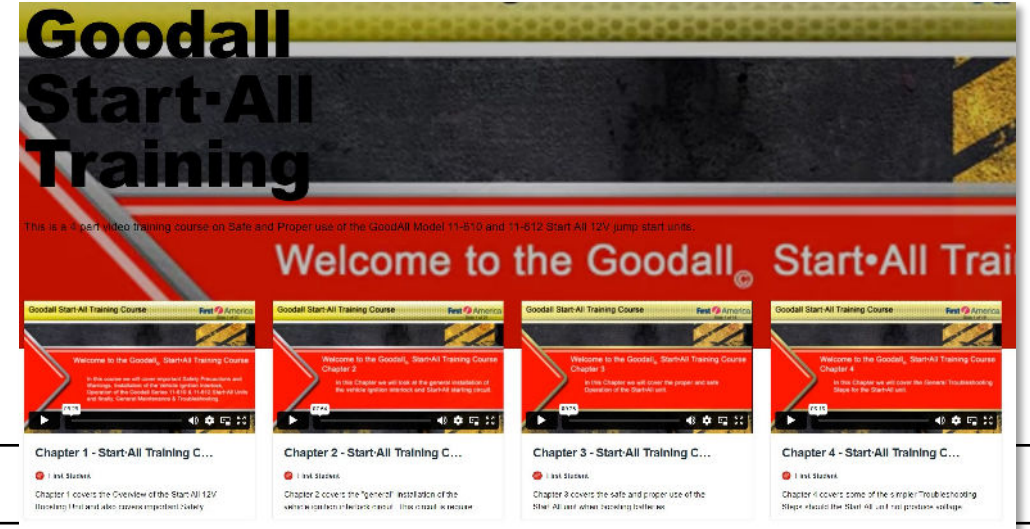




Goodall Start-All Training

Album Description

- Chapter 1 - Start-All Training Course – Overview and Safety
- Chapter 2 - Start-All Training Course – Vehicle Ignition Interlock and Start-All Starting Circuit
- Chapter 3 - Start-All Training Course - Safe and Proper Operation of the Goodall Start-All unit
- Chapter 4 - Start-All Training Course – Start-All General Troubleshooting Steps



Album Link

[Goodall Start-All Training on Vimeo](https://vimeo.com/firstgroupengineering)

Vimeo Main Link

- <https://vimeo.com/firstgroupengineering>
- Click **Showcases**

Album Password

- safety072020
- Vimeo Album password can be found [here](#).

Knowledge Assessment/Lean Credit

Yes, on FSTC - Shop Equipment & Tool Training Catalog | Start-All Knowledge Quiz (HTML5)

Specical Notes/Instructions

Training **MUST** be completed by Technicians using this equipment.

Support

Steve Patterson | steve.patterson@firststudentinc.com

[Back to Table of Contents](#)



Hexagon (Infor) EAM Related Training

Album Description

1. Infor - MSC Punchout Demo
2. Infor X1000 Attendance Training Report
3. Introduction | Infor X1000 Attendance Roster
4. Finding Training Classes using the Notices Tab - Part 1
5. X1000 Training Attendance Roster - Part 2
6. Looking up Technician Qualifications - Part 3
7. Infor Checklist Repeater/Final Occurrence overview
8. Infor Training Resources Video



Album Link

[Hexagon \(Infor\) EAM Related Training on Vimeo](#)

Vimeo Main Link

- <https://vimeo.com/firstgroupengineering>
- Click **Showcases**

Album Password

- safety072020
- Vimeo Album password can be found [here](#).

Knowledge Assessment/Lean Credit

The highlighted courses include a Knowledge Assessment in FSTC to earn Lean Credit.

Specical Notes/Instructions

N/A

Support

Steve Patterson | steve.patterson@firststudentinc.com

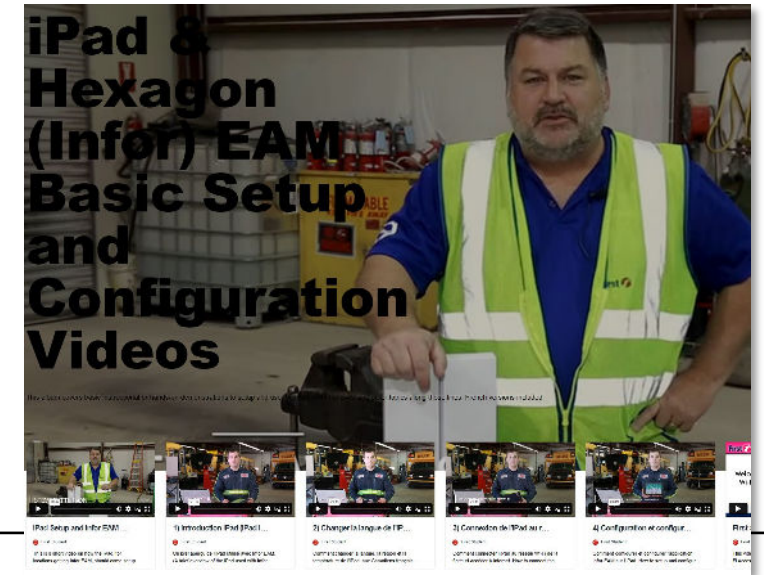
[Back to Table of Contents](#)



iPad & Hexagon (Infor) EAM Basic Setup and Configuration Videos

Album Description

- This album covers basic instructional or hands-on demonstrations to setup and use the iPad with Infor EAM and other topics along those lines. French versions included.
1. iPad Setup and Infor EAM Setup (v3)
 2. Introduction iPad (iPad Introduction)
 3. Changer la langue de l'iPad en français canadien (iPad-English-2-French-Language)
 4. Connexion de l'iPad au réseau sans fil Fleet. (Connecting the iPad to the Fleet Wireless Network.)
 5. Configuration et configuration Infor EAM sur l'iPad. (Infor EAM Setup and Configuration on the iPad.)
 6. First Student Wi-Fi Lite Access Point Self Installation Video



Album Link

[iPad & Hexagon \(Infor\) EAM Basic Setup and Configuration Videos on Vimeo](#)

Vimeo Main Link

<https://vimeo.com/firstgroupengineering>

- Click **Showcases**

Album Password

- safety072020
- Vimeo Album password can be found [here](#).

Knowledge Assessment/Lean Credit

No


Specical Notes/Instructions

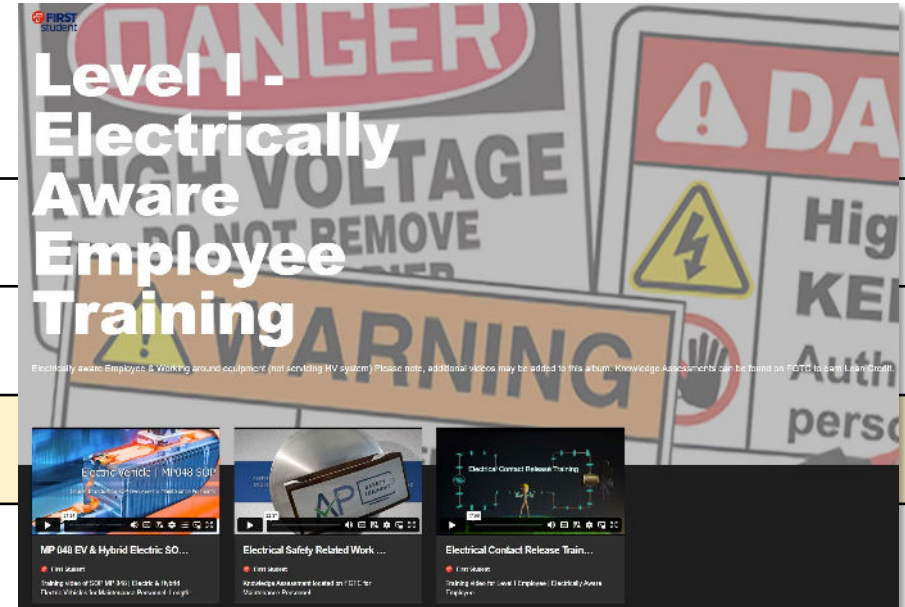
N/A

Support

Steve Patterson | steve.patterson@firststudentinc.com

[Back to Table of Contents](#)

	<h1>Level I - Electrically Aware Employee Training</h1>	
Album Description	<ol style="list-style-type: none"> 1. MP 048 EV & Hybrid Electric SOP Training. 2. Electrical Safety Related Work Practices and the 2021 NFPA 70E For Electrical Workers. 3. Electrical Contact Release Training (ECR) 	
Album Link	Level I - Electrically Aware Employee Training on Vimeo	
Vimeo Main Link	https://vimeo.com/firstgroupengineering <ul style="list-style-type: none"> • Click Showcases 	
Album Password	<ul style="list-style-type: none"> • safety072020 • Vimeo Album password can be found here. 	
Knowledge Assessment/Lean Credit	Yes – In FSTC Catalog Level I Employee - Electrically Aware Employee Training: <ul style="list-style-type: none"> • SOP MP048 EV & Hybrid EV Knowledge Assessment • Electrical Safety Related Work Practices and the 2021 NFPA 70E For Electrical Workers • Level I - Electrical Contact Release - Knowledge Assessment (<i>available in MSOT Catalog</i>) 	
Special Notes/Instructions	N/A	
Support	Steve Patterson steve.patterson@firststudentinc.com	Back to Table of Contents





Lion Type C – Battery Electric LOTO & De-Energizing Process

Album Description
English Version

1. Preparing the Vehicle for LOTO & De-energizing.
2. Process to remove the HVIL Connectors on Gen 3 buses and the MSD Connectors on Gen 2, type C Lion Battery Electric.
3. Process to verify Zero Voltage on the Gen 3 version Lion Type C Electric Bus.
4. LOTO and De-energizing process for the Lion Type C Gen 2 Electric Bus.
5. Re-energizing the vehicle.

Album Link

[Lion Type C - Battery Electric LOTO & De-energizing Process on Vimeo](#)

Vimeo Main Link

<https://vimeo.com/firstgroupengineering>
• Click **Showcases**

Album Password

- safety072020
- Vimeo Album password can be found [here](#).

Knowledge Assessment/Lean
Credit

Yes – In FSTC, in the Knowledge Assessments Catalog (Page 2).

Specical Notes/Instructions

N/A

Support

Steve Patterson | steve.patterson@firststudentinc.com


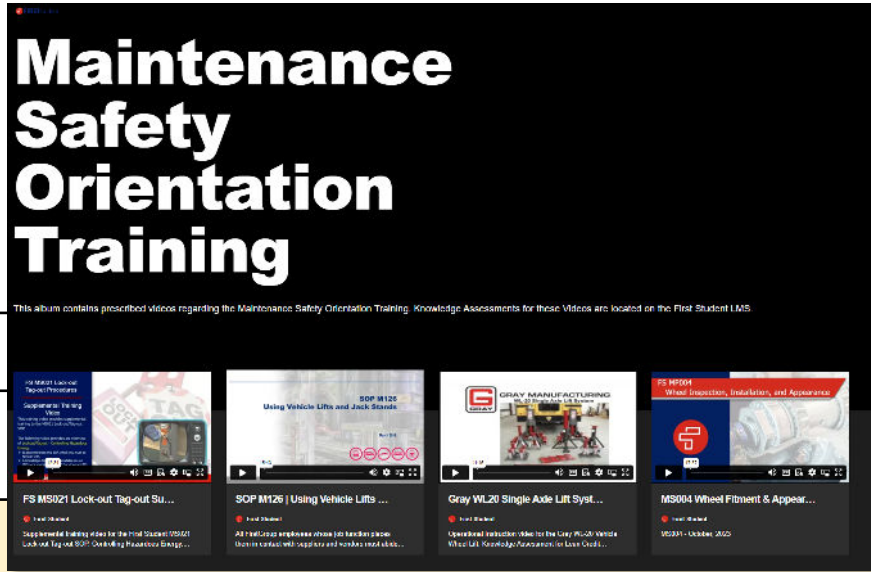
Module 3 Lion Bus | GEN 3 Zero Voltage Verification

In Module 3, we'll cover the process to verify Zero Voltage inside the High Voltage Distribution Unit box.

You will be required to wear the appropriate High Voltage PPE during a portion of this procedure.



[Back to Table of Contents](#)

	Maintenance Safety Orientation Training	
Album Description	<ol style="list-style-type: none">1. FS MS021 Lock-out Tag-out Supplemental Training Video.2. SOP M126 Using Vehicle Lifts and Jack Stands.3. Gray WL20 Single Axle Lift System.4. MS004 Wheel Fitment & Appearance Procedures.5. Hazard Communications, GHS and you.6. Electrical Contact Release Training (ECR).	 <p>This album contains prescribed videos regarding the Maintenance Safety Orientation Training. Knowledge Assessments for these Videos are located on the First Student LMS.</p>
Album Link	Maintenance Safety Orientation Training on Vimeo	
Vimeo Main Link	https://vimeo.com/firstgroupengineering <ul style="list-style-type: none">• Click Showcases	
Album Password	<ul style="list-style-type: none">• safety072020• Vimeo Album password can be found here.	
Knowledge Assessment/Lean Credit	<p>Yes – In FSTC under MSOT Certification and Catalog.</p> <ul style="list-style-type: none">• M021 LOTO Procedures Knowledge Assessment.• SOP M126 - Using Vehicle Lifts and Jack Stands - Knowledge Quiz.• Gray WL20 Vehicle Lift Knowledge Assessment.• FS-MSMS004 Wheel Inspection, Installation & Appearance Procedures Quiz.• The Hazard Communications, GHS and You Knowledge Assessment• Level I - Electrical Contact Release - Knowledge Assessment	
Specical Notes/Instructions	N/A	
Support	Steve Patterson steve.patterson@firststudentinc.com Cory Zeisloft cory.zeisloft@firststudent.inc.com	Back to Table of Contents

	<h2>Noregon JPRO Professional Diagnostic Software Training Videos</h2>	
Album Description	This album contains the 13 Training videos from Noregon, covering the JPRO Professional diagnostic software program, plus one additional video introducing Bendix ACom program, which is now integrated into JPRO.	
	<ol style="list-style-type: none"> 1. JPRO Introduction 2. Working with Live Vehicle Data Bus 3. Bi-Directional 4. Education Portal 5. Heavy-Duty Data 6. Help Tab 7. Medium-Duty Data 8. OEM Application Portal 9. PM and Vehicle Inspection 	<ol style="list-style-type: none"> 10. Submit Warranty 11. Trouble Connections 12. Vehicle History 13. Fault Guidance 14. JPRO - Did You Know - Bendix 
Album Link	Noregon JPRO Professional Diagnostic Software Training Videos on Vimeo	
Vimeo Main Link	https://vimeo.com/firstgroupengineering <ul style="list-style-type: none"> Click Showcases 	
Album Password	<ul style="list-style-type: none"> safety072020 Vimeo Album password can be found here. 	
Knowledge Assessment/Lean Credit	Yes, on FSTC - Knowledge Assessments on FSTC to earn your Lean Credit for watching all the videos.	
Specical Notes/Instructions	These videos are also available on all Noregon Leased Laptops and the Noregon Website.	
Support	Steve Patterson steve.patterson@firststudentinc.com	Back to Table of Contents




Ricon Wheelchair Lift Service Training Videos S and K Series

Album Description

This album is for OEM Training videos provide by Ricon.

These videos cover the S and K series.

- 1 - Introduction | 1:16
- 2 - Wheelchair Lift Basic Operation | 4:33
- 3 - Power Up Disclaimer | 0:17s
- 4 - Power Up - Default | 2:53
- 5 - The Deploy Function | 3:09
- 6 - Down Function | 3:17
- 7 - The Up Function | 3:44
- 9a - Stow Function | 2:46
- 9b - Maintenance and Adjustments | 4:33
- 10 - Hydraulic System | 14:05
- 11 - Routine Maintenance | 6:40
- 12 - Adjustment Procedures | 21:05



Album Link

[Ricon Wheelchair Lift Service Training Videos S and K Series on Vimeo](#)

Vimeo Main Link

<https://vimeo.com/firstgroupengineering>

- Click **Showcases**

Album Password

- safety072020
- Vimeo Album password can be found [here](#).

Knowledge Assessment/Lean Credit

Yes, complete the appropriate EAM X1000 Attendance Roster Report for each video and email to maintenancetrainingdesk@firstgroup.com.

Specical Notes/Instructions

N/A

Support

Steve Patterson | steve.patterson@firststudentinc.com

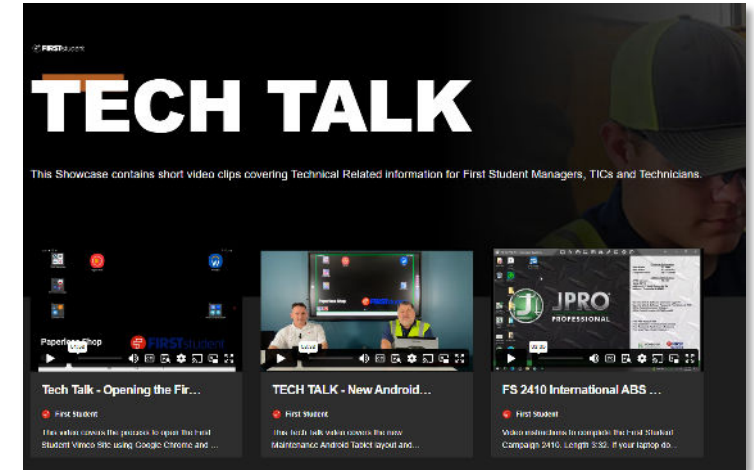
[Back to Table of Contents](#)



Tech Talk – First Student Vimeo Site

Album Description

This album contains short video clips covering Technical Related information for First Student Managers, TICs and Technicians. Generally, these are short 2–5-minute informational videos.



Album Link

[Tech Talk Album link](#)

Vimeo Main Link

<https://vimeo.com/firstgroupengineering>

- Click **Showcases**

Album Password

- safety072020
- Vimeo Album password can be found [here](#).

Knowledge Assessment/Lean Credit

In most cases, no. These are mainly informational short videos.

Specical Notes/Instructions

N/A

Support

Steve Patterson | steve.patterson@firststudentinc.com
Cory Zeisloft | cory.zeisloft@firststudentinc.com

[**Back to Table of Contents**](#)



Camera and DVR Inspection Training - Vimeo

Album Description

This album contains a series of videos covering SOP M038 as of revision 3.6 - August 30, 2024.

The videos cover the Inspection Equipment, Tooling and Processes when completing the Camera and DVR Inspections, especially on the Seon (Safe Fleet) Camera systems.



Album Link

[Camera & DVR Inspection video album link](#)

Vimeo Main Link

<https://vimeo.com/firstgroupengineering>

- Click **Showcases**

Album Password

- safety072020
- Vimeo Album password can be found [here](#).

Knowledge Assessment/Lean Credit

A Knowledge Assessment is available on FSTC to earn Lean Training Credit.

Specical Notes/Instructions

N/A

Support

Steve Patterson | steve.patterson@firststudentinc.com
Cory Zeisloft | cory.zeisloft@firststudentinc.com

[Back to Table of Contents](#)